

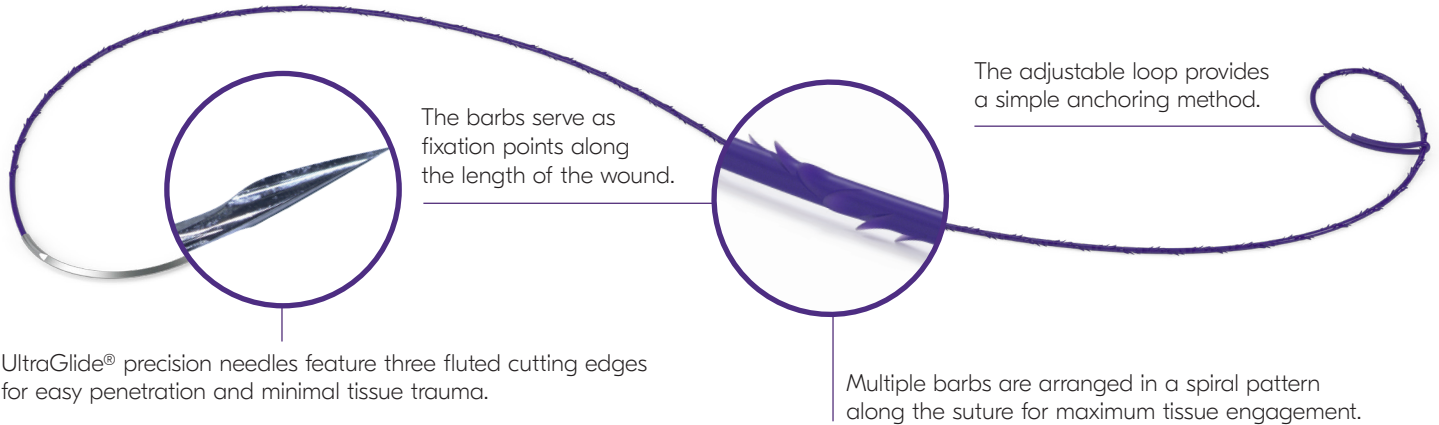
Quill BARBED
SUTURE

The **fast, secure & efficient** suture
for dermatologic reconstruction.



Quill eliminates knots.

A time-saving closure device.



Quill solves clinical problems.

Ideal for the following scenarios.

THE PROBLEM

THE SOLUTION

Reconstruction is the lengthiest portion of the procedure.	Eliminate tedious time consuming knots to reduce closure time.
Third hand assistance is required to maintain tension throughout a running closure.	Quill barbs immediately maintain tension on the wound once the barbs engage in tissue.
Large excisions require undermining to help reduce tension.	Quill barbs are designed to distribute tension evenly, therefore, approximating under high tension is easier.
Elderly patients with friable skin often times cannot support a surface suture.	Use an absorbable Quill suture subcuticularly, eliminating the use of a surface suture and less likely to damage skin.
Using multiple suture packs for a small procedure.	Use one Quill suture for multiple layers.

Trusted by your peers.

Quill makes procedures quick and easy.

"I can now close wounds that would normally require a skin graft by using Quill PDO on the deep subcutaneous layer to reduce tension followed by Quill Monoderm subcuticularly."



John Strasswimmer, M.D.
Delray Beach, FL

"Quill is my "go-to" suture for any linear closure whether it be on the face, trunk, or extremities. My closures are quicker and cheaper with Quill sutures. Cosmetic outcomes are excellent."



Helen Raynham, M.D.
Boston, MA

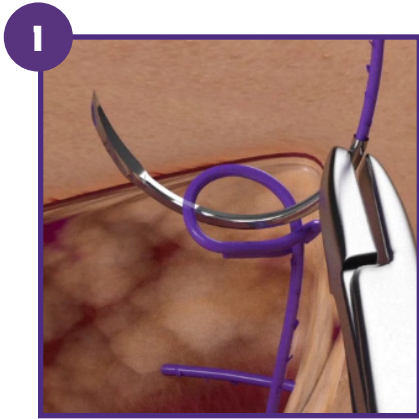
"Quill saves time, especially on large closures and in elderly patients with friable skin. It has been a game changer for repair of these defects."



Keith LeBlanc, M.D.
New Orleans, LA

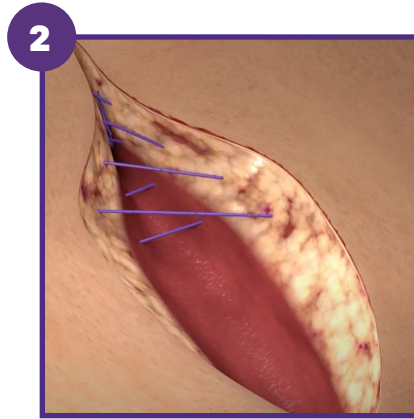
Fast and secure.

The speed of a running stitch with the security of an interrupted stitch.



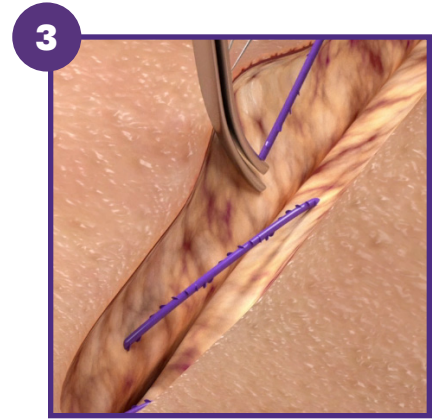
Anchor the Quill suture.

Take an initial bite of tissue. Then pass the needle through the adjustable loop. Cinch down to engage the barbs at the fixation point.



Run the stitch.

Continue approximating the tissue in a running fashion until the opposite end of the wound is reached.



Lock the stitch.

Secure the end by employing a few backstitches and cut the remaining suture flush with the tissue.

Improve practice efficiency.



**Reduce closure time
by up to 40%.**



**No patient return for
suture removal.**



**Perform more
surgical cases.**

Read our
**Healthcare Economics
study:**



corza.com/health-economics

Better patient outcomes.

Enhance cosmetic results by eliminating track marks.



POST-OP



ONE YEAR FOLLOW-UP

**BASAL CELL CARCINOMA,
UPPER LEFT CHEST**

Quill Barbed Suture

Evenly distributed tension
resulted in better cosmesis.

Previous Surgery with Traditional Suture

Resulted in track marks.




Dermatologic Portfolio

- Suture lengths to accommodate different excision sizes.
- Smaller needle sizes of 13mm, 19mm and 24mm for delicate tissue.
- Smaller USP sizes that are ideal for skin closures.

Monoderm® (PGA-PCL)

Precision Reverse Cutting Needle 			USP Size (Box of 12)		
Color	Length	4-0	3-0	2-0	
P-3 13mm 3/8 Circle	20cm	VLM-3001	VLM-3002		
	30cm		VLM-3003		
PS-2 19mm 3/8 Circle	20cm		VLM-3007	VLM-3009	
	30cm		VLM-3008	VLM-3010	

PDO (Polydioxanone)

Precision Reverse Cutting Needle 			USP Size (Box of 12)		
Color	Length	4-0	3-0	2-0	
P-3 13mm 3/8 Circle	20cm		VLP-3021		
	30cm		VLP-3022		
PS-2 19mm 3/8 Circle	20cm		VLP-3026	VLP-3027	
	30cm			VLP-3028	
PS-1 24mm 3/8 Circle	30cm			VLP-3029	



Start your evaluation, risk FREE!

Visit our dermatology page to learn more.



corza.com/derm

Corza.com • 1.877.991.1110 • Service@corza.com

Quill is available through distribution or direct.
For procedural videos, visit youtube.com/CorzaMedical

Corza Medical, 247 Station Drive, Suite NE1, Westwood, MA 02090 U.S.A.
All trademarks are property of their respective owners.
©2021 Corza Medical. All Rights Reserved COR-088 RI 9/21

