

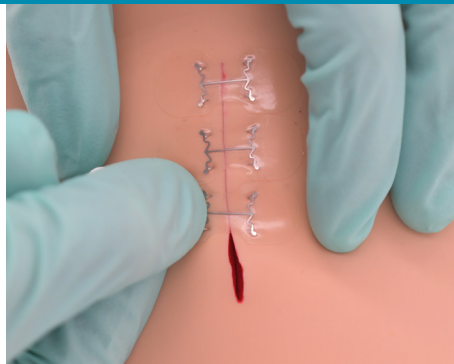
microMend[®] PRO

— Skin Closure Device —

Distributed by  **corzamedical**

QUICK AND EASY AS A BANDAGE WITH STRENGTH OF A SUTURE

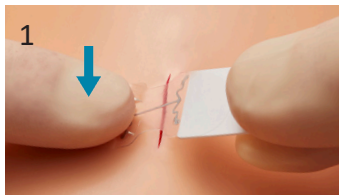
- Painless and Easy Application
- Much Faster than Sutures
- Excellent Cosmetic Results
- Significant Cost Savings
- Removed by Patient at Home
- Broad Range of Sizes Available



Full Product Line and Ordering Info at [corza.com](https://www.corza.com) | Phone **(877) 991-1110**

Simple to Apply: **PRESS** - **PULL** - *SLIDE* - **PULL** - **PRESS**


WOUND MUST BE COMPLETELY DRY BEFORE APPLICATION



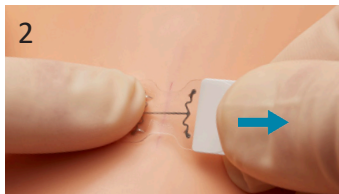
PRESS on Distal Side (away from White Tab), including over Microstaples.




SLIDE FINGER ACROSS



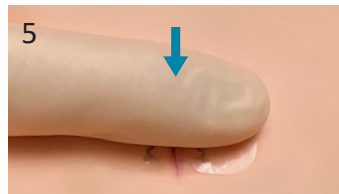
Pressing only over Microstaples, **PULL** Tab along skin surface to remove it.



While pressing down, **PULL** Tab to bring wound edges together.



While keeping finger in contact with device, **SLIDE** finger across device.



PRESS over both sides of entire device to secure microMend PRO.

Cover wound area (including microMend PRO) with a non-stick dressing.

Complete Instructions for Use (IFU) and Warnings included in Product Package